

[Turbo Inlet Hose, High Flow Silicone, B9 Audi A4/A5 & Allroad 2.0 TFSI](#)

**034 MOTORSPORT**

Designed to be a direct replacement for the restrictive corrugated factory hose, the 034Motorsport High Flow Silicone Turbo Inlet Hose for B9 Audi A4/A5 & Allroad 2.0 TFSI features a larger cross-sectional area and smooth insides for higher flow and increased performance.

Installation Spiciness Rating



(Mild)

Installation of your 034Motorsport High Flow Silicone Turbo Inlet Hose is a straightforward process that will take approximately 30 minutes to complete.

Supplied Parts:

- 034Motorsport High Flow Silicone Turbo Inlet Hose
- Hose Clamps x 2

Tools Needed:

- 7mm Hose Clamp Driver

Getting Started

- Ensure you have all parts and tools required for installation by reading the complete Install Guide.


Step 1

Allow the engine to sufficiently cool before tackling installation, and be sure to open the hood for easy access to the factory turbo inlet hose.




Step 2

Using a 7mm Hose Clamp Driver, loosen the hose clamp securing the factory turbo inlet hose to the air box.



Step 3

Using a 7mm Hose Clamp Driver, loosen the hose clamp securing the factory turbo inlet hose to the turbo inlet.



Step 4

Gently pull up to free the hose from the air box and turbo inlet.



Step 5

Using two opposable thumbs, disconnect the vacuum line from the factory turbo inlet hose.



Step 6

Loosely install the provided hose clamps onto the 034Motorsport High Flow Silicone Turbo Inlet Hose. Orient the clamps for easy access once the hose is seated in position.



Step 7

Connect the factory vacuum line to the pre-installed provision on the 034Motorsport High Flow Silicone Turbo Inlet Hose.




Step 8

Position the 034Motorsport High Flow Silicone Turbo Inlet Hose into place, seating it on the turbo inlet first and then factory air box.



Step 9

Using a 7mm Hose Clamp Driver, tighten the hose clamp securing the 034Motorsport High Flow Silicone Turbo Inlet Hose to the turbo inlet.



Step 10

Using the same 7mm Hose Clamp Driver, tighten the hose clamp securing the 034Motorsport High Flow Silicone Turbo Inlet Hose to the air box.



Step 11

Check that everything is snug, and enjoy smoother airflow into your turbocharger!